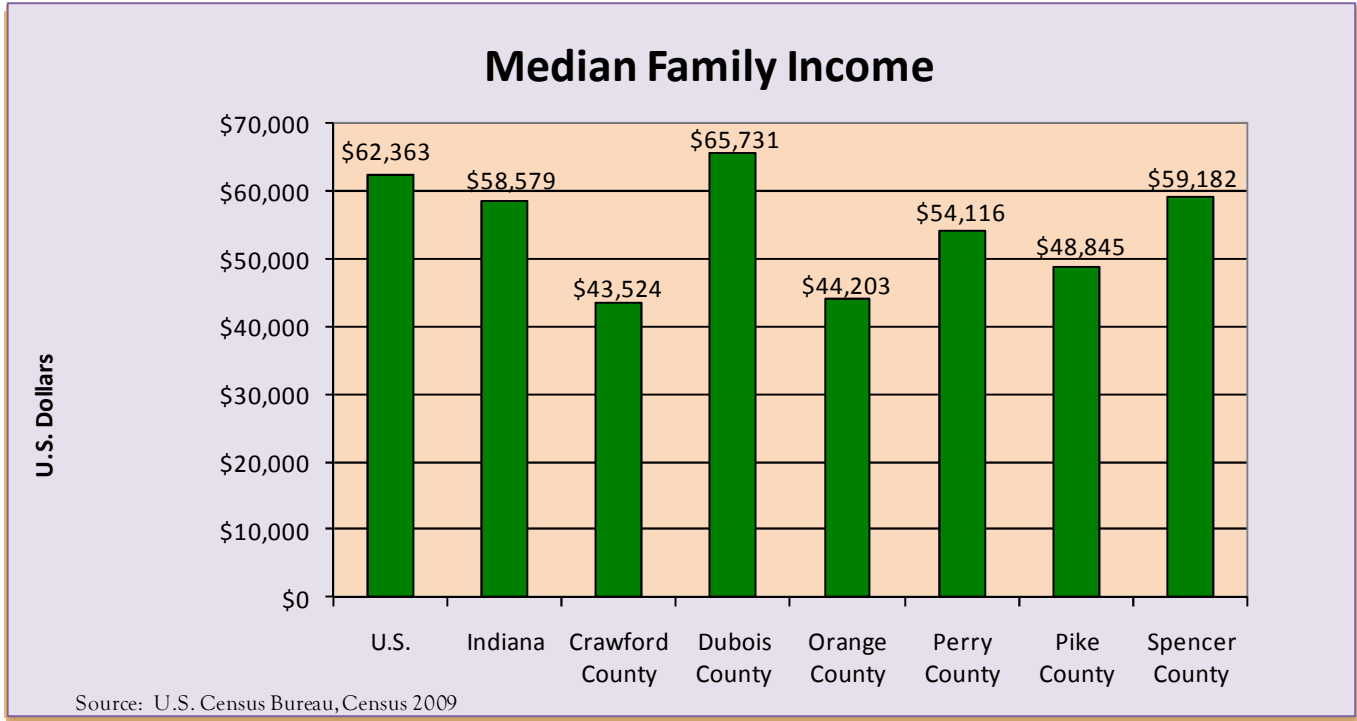


# Socioeconomic and Economic Data

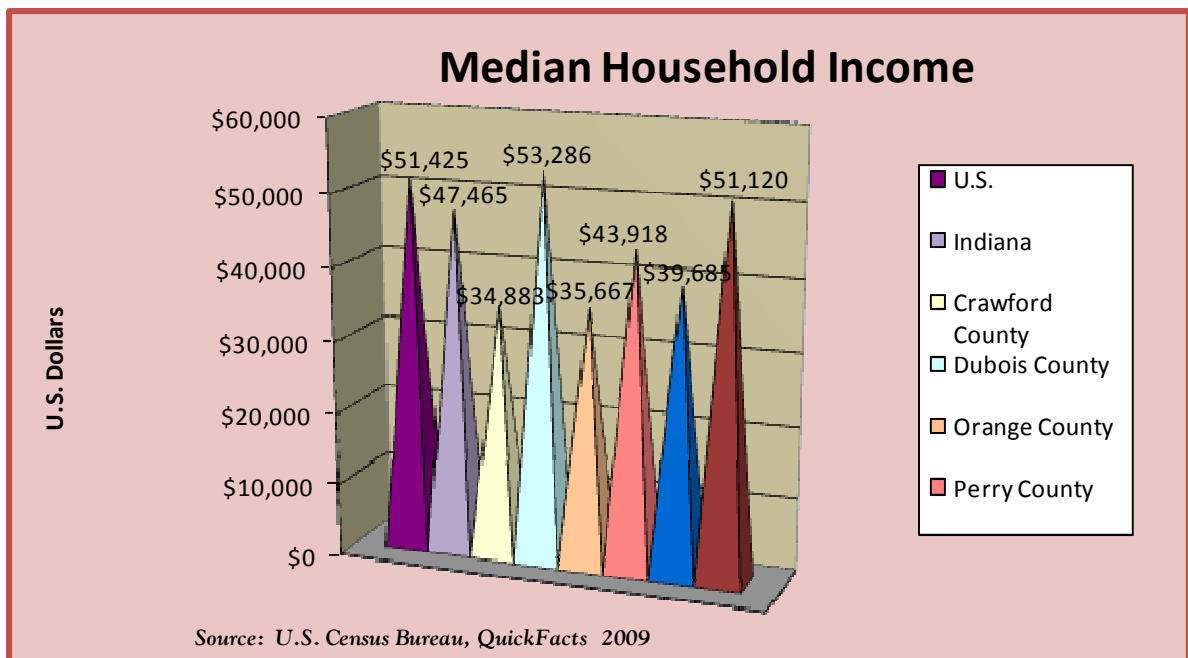
## Median Family Income

<u>U.S.</u>	<u>Indiana</u>	<u>Crawford County</u>	<u>Dubois County</u>	<u>Orange County</u>	<u>Perry County</u>	<u>Pike County</u>	<u>Spencer County</u>
\$62,363	\$58,579	\$43,524	\$65,731	\$44,203	\$54,116	\$48,845	\$59,182



## Median Household Income

<u>U.S.</u>	<u>Indiana</u>	<u>Crawford County</u>	<u>Dubois County</u>	<u>Orange County</u>	<u>Perry County</u>	<u>Pike County</u>	<u>Spencer County</u>
\$51,425	\$47,465	\$34,883	\$53,286	\$35,667	\$43,918	\$39,685	\$51,120



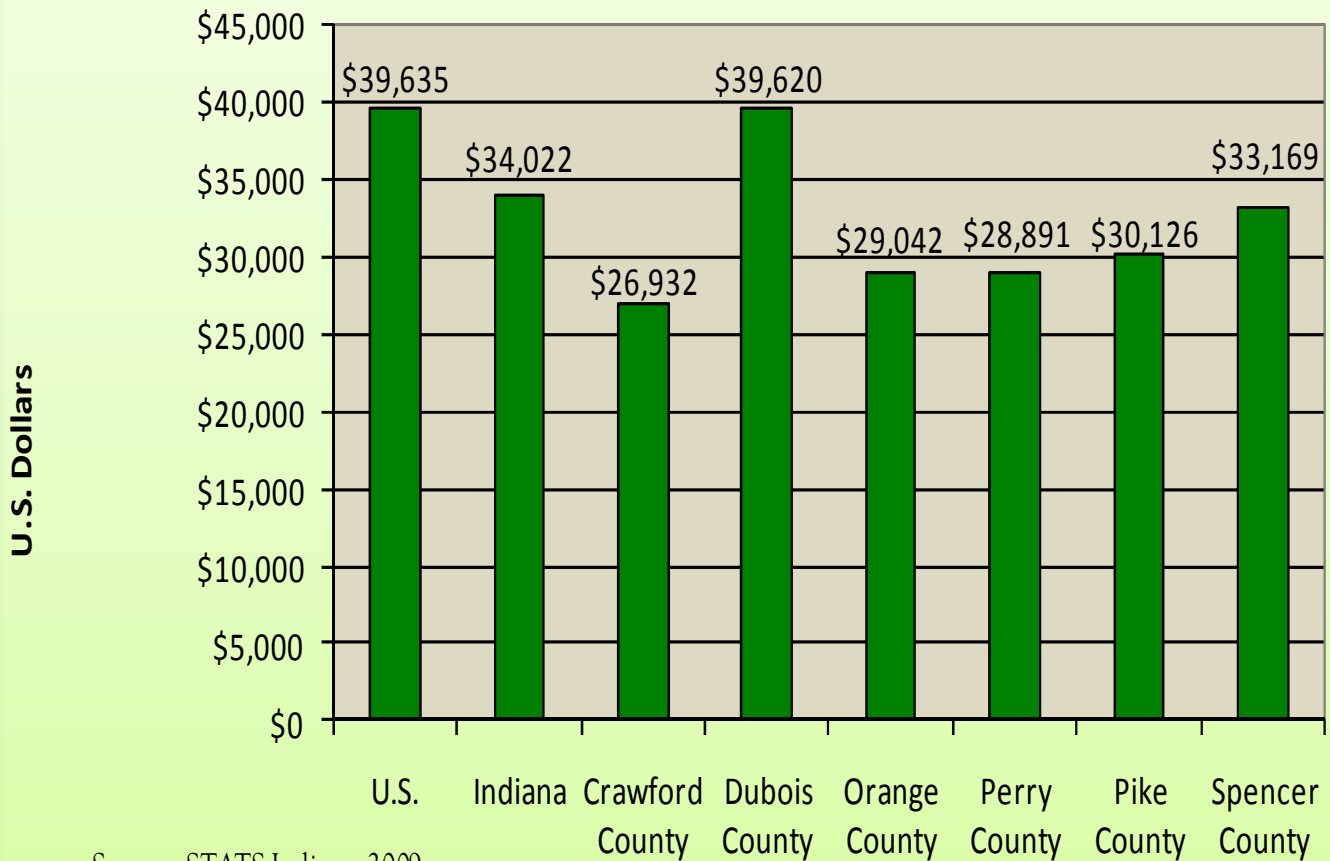
# Socioeconomic and Economic Data

## Per Capita Income - 2009

<u>U.S.</u>	<u>Indiana</u>	<u>Crawford County</u>	<u>Dubois County</u>	<u>Orange County</u>	<u>Perry County</u>	<u>Pike County</u>	<u>Spencer County</u>
\$39,635	\$34,022	\$26,932	\$39,620	\$29,042	\$28,891	\$30,126	\$33,169

Source: STATS Indiana 2009

## Per Capital Income



Source: STATS Indiana 2009